


2022 Journal Performance Data for: Present Environment and Sustainable Development

 Open Access since 2014

ISSN
1843-5971

EISSN
2284-7820

JCR ABBREVIATION
PRESENT ENV SUST DEV

ISO ABBREVIATION
Present Environ. Sustain. Dev.

Journal Information

EDITION
Emerging Sources Citation
Index (ESCI)

CATEGORY
GEOGRAPHY - ESCI

LANGUAGES
English

REGION
ROMANIA

1ST ELECTRONIC JCR YEAR
2020

Publisher Information

PUBLISHER
ALEXANDRU IOAN CUZA UNIV
PRESS, FAC GEOGRAPHY &
GEOLOGY

ADDRESS
STR PINILUI NR 1A, IASI,
700109, ROMANIA

PUBLICATION FREQUENCY
2 issues/year

Journal's Performance

Journal Impact Factor

The Journal Impact Factor (JIF) is a journal-level metric calculated from data indexed in the Web of Science Core Collection. It should be used with careful attention to the many factors that influence citation rates, such as the volume of publication and citations characteristics of the subject area and type of journal. The Journal Impact Factor can complement expert opinion and informed peer review. In the case of academic evaluation for tenure, it is inappropriate to use a journal-level metric as a proxy measure for individual researchers, institutions, or articles. [Learn more](#)

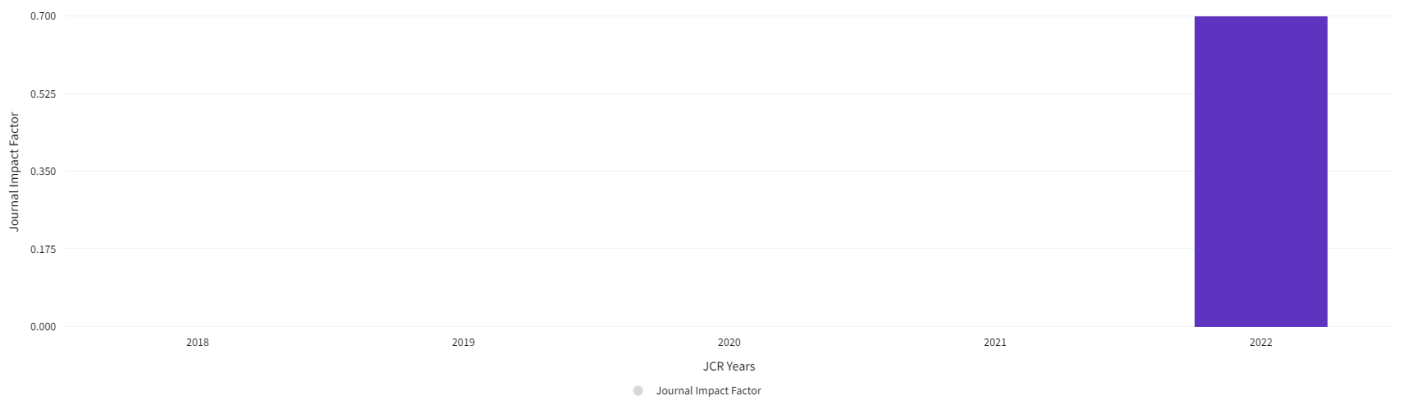
2022 JOURNAL IMPACT FACTOR

0.7

2022 JOURNAL IMPACT FACTOR WITHOUT SELF CITATIONS

0.5

Journal Impact Factor Trend 2022



Journal Impact Factor is calculated using the following metrics






$$\frac{\text{Citations in 2022 to items published in 2020 (26) - 2021 (25)}}{\text{Number of citable items in 2020 (39) + 2021 (39)}} = \frac{51}{78} = 0.7$$

Journal Impact Factor without self cites is calculated using the following metrics

$$\frac{\text{Citations in 2022 to items published in 2020 (26) + 2021 (25) - Self Citations in 2022 to items published in 2020 (6) + 2021 (5)}}{\text{Number of citable items in 2020 (39) + 2021 (39)}} = \frac{51 - 11}{78} = 0.5$$

Journal Impact Factor Contributing Items

Citable Items (78)

TITLE	CITATION COUNT
Environmental, social and economic factors in sustainable development with food, energy and eco-space aspect security Authors: Borowski, Piotr F.;Patuk, Iaroslav Volume: 15 Accession number: WOS:000672244200012 Document Type: Article	7 
Old Forests from Dobrogea's Plateau Authors: Vechiu, Emilia;Dinca, Lucian;Breaban, Iuliana-Gabriela Volume: 15 Accession number: WOS:000672244200013 Document Type: Article	5 
ASSESSMENT OF FLASH-FLOOD SUSCEPTIBILITY IN SMALL RIVER BASINS Authors: Dragomir, Andreea;Tudorache, Andreea-Violeta;Costache, Romulus Volume: 14 Accession number: WOS:000585263600010 Document Type: Article	3 
Child mortality and water stress under the framework of Sustainable Development Goals (SDGs): Evidence from twenty developing countries Authors: Liu, Suyu Volume: 15 Accession number: WOS:000672244200004 Document Type: Article	3 
SUMMER URBAN HEAT ISLAND OF GALATI CITY (ROMANIA) DETECTED USING SATELLITE PRODUCTS Authors: Cretu, Stefanel-Claudiu;Ichim, Pavel;Sfica, Lucian Volume: 14 Accession number: WOS:000600059100001 Document Type: Article	3 

Showing 1-5 rows of 78 total (use export in the relevant section to download the full table)

Journal Impact Factor Contributing Items

Citing Sources (27)

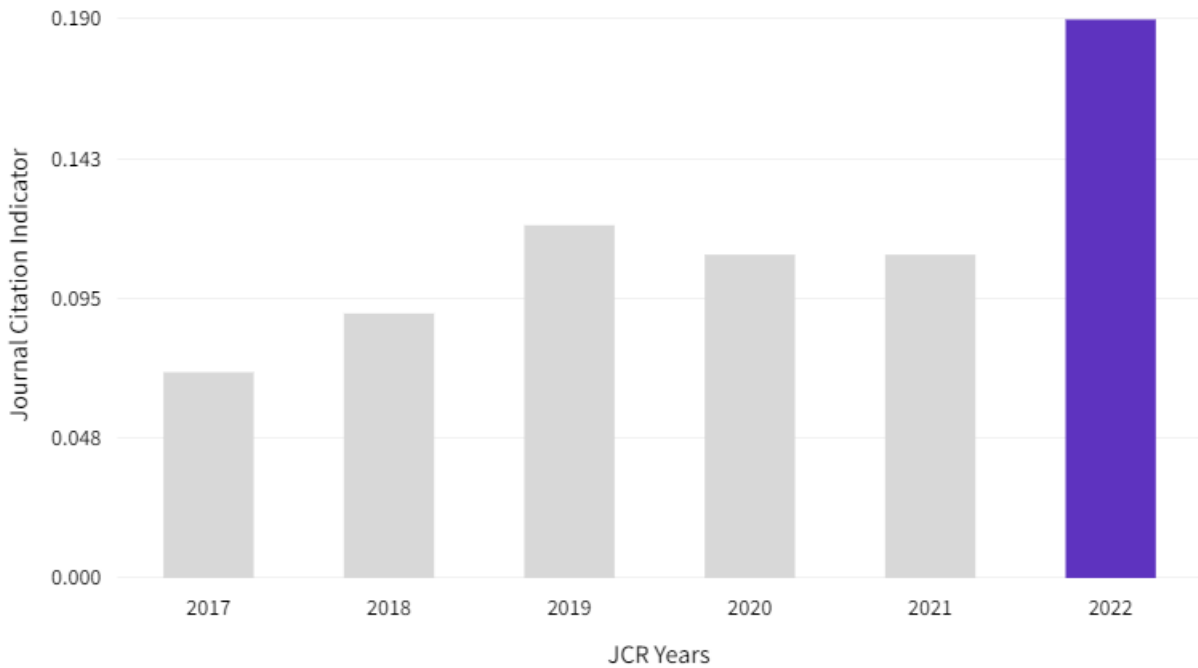
SOURCE NAME	COUNT
PRESENT ENVIRONMENT AND SUSTAINABLE DEVELOPMENT	11
SUSTAINABILITY	6
INTERNATIONAL JOURNAL OF CONSERVATION SCIENCE	4
BUILDING AND ENVIRONMENT	2
DIVERSITY-BASEL	2
INTERNATIONAL JOURNAL OF ENVIRONMENTAL RESEARCH AND PUBLIC HEALTH	2
SCIENTIFIC PAPERS-SERIES B-HORTICULTURE	2
SCIENTIFIC PAPERS-SERIES E-LAND RECLAMATION EARTH OBSERVATION & SURVEYING ENVIRONMENTAL ENGINEERING	2
SENSORS	2
ACTA GEOPHYSICA	1
AIR SOIL AND WATER RESEARCH	1
CIVIL AND ENVIRONMENTAL ENGINEERING REPORTS	1
ERWERBS-OBSTBAU	1
EUROPEAN JOURNAL OF SUSTAINABLE DEVELOPMENT	1
FRONTIERS IN ENVIRONMENTAL SCIENCE	1
GLOBAL POLICY	1
INTERNATIONAL JOURNAL OF BIOMETEOROLOGY	1
JOURNAL OF ENVIRONMENTAL PLANNING AND MANAGEMENT	1
LAND	1
PLANTS-BASEL	1

Showing 1-20 rows of 27 total (use export in the relevant section to download the full table)

Journal Citation Indicator (JCI)

0.19

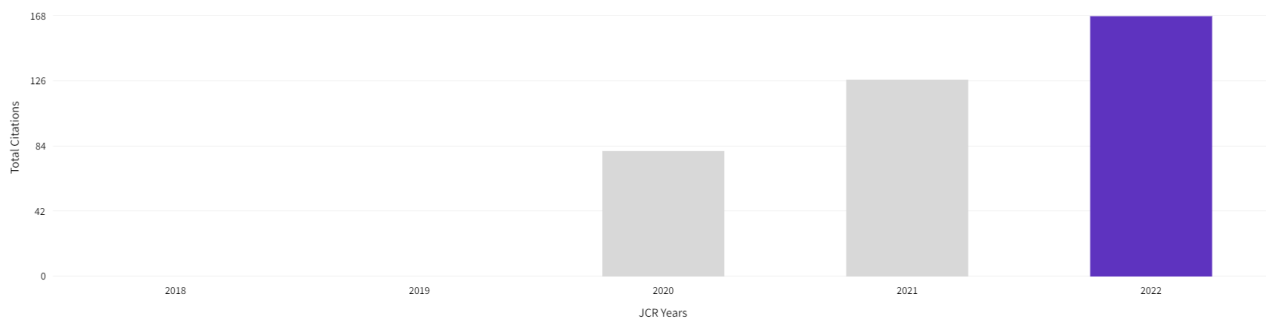
The Journal Citation Indicator (JCI) is the average Category Normalized Citation Impact (CNCI) of citable items (articles & reviews) published by a journal over a recent three year period. The average JCI in a category is 1. Journals with a JCI of 1.5 have 50% more citation impact than the average in that category. It may be used alongside other metrics to help you evaluate journals. [Learn more](#)



Total Citations

168

The total number of times that a journal has been cited by all journals included in the database in the JCR year. Citations to journals listed in JCR are compiled annually from the JCR years combined database, regardless of which JCR edition lists the journal.



Citation Distribution

The Citation Distribution shows the frequency with which items published in the year or two years prior were cited in the JCR data year (i.e., the component of the calculation of the JIF). The graph has similar functionality as the JIF Trend graph, including hover-over data descriptions for each data point, and an interactive legend where each data element's legend can be used as a toggle. You can view Articles, Reviews, or Non-Citable (other) items to the JIF numerator. [Learn more](#)

ARTICLE CITATION MEDIAN

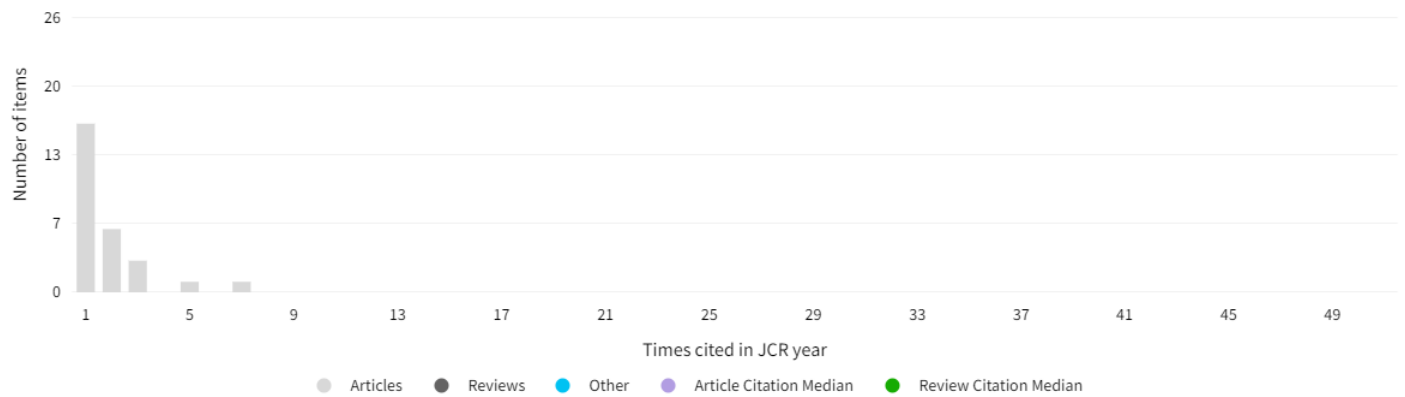
0

REVIEW CITATION MEDIAN

0

UNLINKED CITATIONS

2



0 times cited

ARTICLES

50

REVIEWS

1

OTHER

0

Open Access (OA)

The data included in this tile summarizes the items published in the journal in the JCR data year and in the previous two years. This three-year set of published items is used to provide descriptive analysis of the content and community of the journal. [Learn more](#)

Items

TOTAL CITABLE

119

% OF CITABLE OA

99.16%

CITABLE

● GOLD OPEN ACCESS

118 / 99.16%

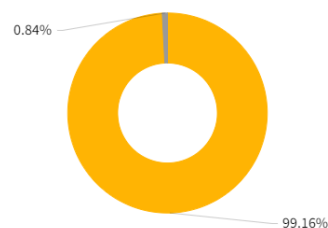
● SUBSCRIPTION OR BRONZE

1 / 0.84%

NON-CITABLE

● OTHER (NON-CITABLE ITEMS)

0 / 0.00%



Citations*

TOTAL CITABLE

53

% OF CITABLE OA

100.00%

CITABLE

● GOLD OPEN ACCESS

53 / 96.36%

● SUBSCRIPTION OR BRONZE

0 / 0.00%

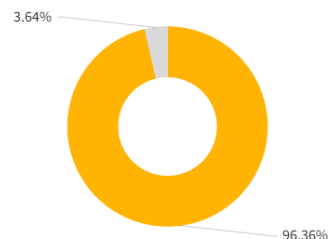
NON-CITABLE

● OTHER (NON-CITABLE ITEMS)

0 / 0.00%

● UNLINKED CITATIONS

2 / 3.64%



* Citations in 2022 to items published in (2020-2022)

Rank by Journal Impact factor

Note: While journals indexed in AHCI and ESCI are receiving a JIF for the first time in June 2023, they will not receive ranks, quartiles, or percentiles until the release of 2023 data in June 2024.[Learn more](#)







Rank by Journal Citation Indicator (JCI)

Journals within a category are sorted in descending order by Journal Citation Indicator (JCI) resulting in the Category Ranking below. A separate rank is shown for each category in which the journal is listed in JCR. Data for the most recent year is presented at the top of the list, with other years shown in reverse chronological order.[Learn more](#)

CATEGORY

GEOGRAPHY

124/167

JCR YEAR	JCI RANK	QUARTILE	JCI PERCENTILE	
2022	124/167	Q3	26.05	
2021	134/167	Q4	20.06	
2020	129/161	Q4	20.19	
2019	129/161	Q4	20.19	
2018	129/159	Q4	19.18	
2017	126/153	Q4	17.97	

Citation network

Cited Half-life

5.1 years

The Cited Half-Life is the median age of the items in this journal that were cited in the JCR year. Half of a journal's cited items were published more recently than the cited half-life.

TOTAL NUMBER OF CITES

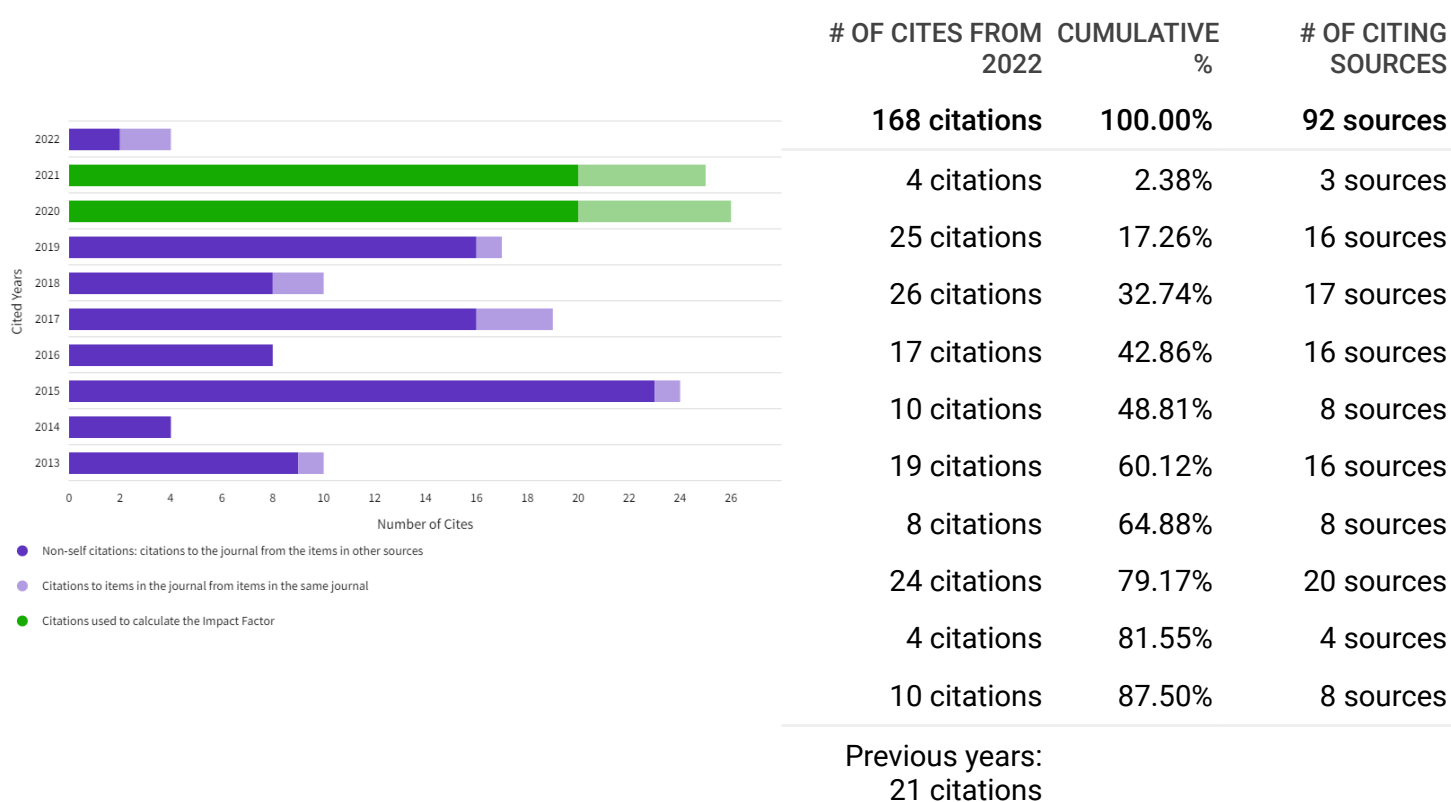
168

NON-SELF CITATIONS

144

SELF CITATIONS

24



Citing titles in all years

Present Environment and Sustainable Development

	SOURCE NAME	COUNT
	All Others	67
1	Present Environment and Sustainable Development	24
2	Sustainability	13
3	Land	8
4	Scientific Papers-Series E-Land Reclamation Earth Observation & Surveying Environmental Engineering	6
5	Diversity-Basel	5
6	International Journal of Conservation Science	5
7	Remote Sensing	5
8	BUILDING AND ENVIRONMENT	4
9	Scientific Papers-Series B-Horticulture	4
10	Water	4
11	SENSORS	3
12	Acta Geophysica	2
13	Applied Sciences-Basel	2
14	METEOROLOGISCHE ZEITSCHRIFT	2
15	Modeling Earth Systems and Environment	2
16	Plants-Basel	2
17	Aerosol and Air Quality Research	1
18	African Geographical Review	1
19	Agriculture-Basel	1
20	Air Soil and Water Research	1

Showing 1 - 20 rows of 24 total (use export in the relevant section to download the full table)

Citing Half-life

9.9 years

The Citing Half-Life is the median age of items in other publications cited by this journal in the JCR year.

TOTAL NUMBER OF CITES

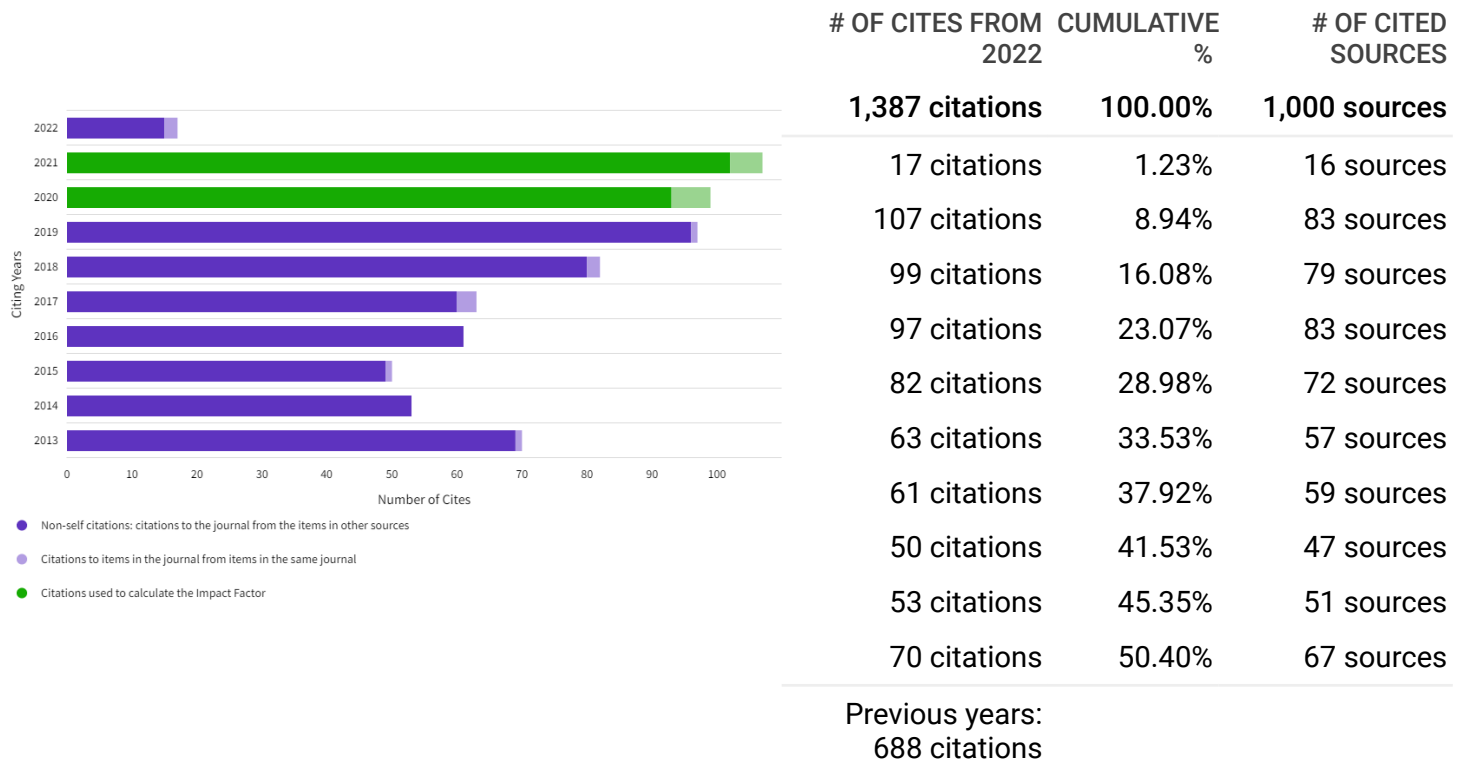
1,387

NON-SELF CITATIONS

1,363

SELF CITATIONS

24



Cited titles in all years

Present Environment and Sustainable Development

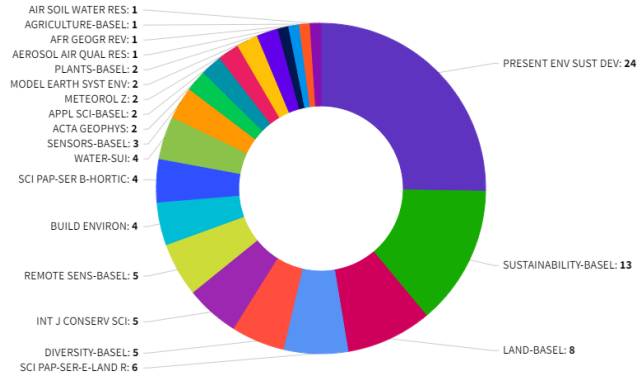
	SOURCE NAME	COUNT
	All Others	830
1	Present Environment and Sustainable Development	24
2	Sustainability	22
3	Journal of Cleaner Production	17
4	APPLIED CLAY SCIENCE	11
5	GEOMORPHOLOGY	8
6	JOURNAL OF ENVIRONMENTAL PSYCHOLOGY	8
7	RENEWABLE & SUSTAINABLE ENERGY REVIEWS	8
8	Science of The Total Environment	8
9	ECOLOGICAL MODELLING	6
10	ENGINEERING GEOLOGY	6
11	ENVIRONMENT AND BEHAVIOR	6
12	INTERNATIONAL JOURNAL OF CLIMATOLOGY	6
13	JOURNAL OF MARKETING	6
14	Remote Sensing	6
15	Tourism Management Perspectives	6
16	Annals of Forest Research	5
17	Carpathian Journal of Earth and Environmental Sciences	5
18	Ecological Indicators	5
19	ENERGY AND BUILDINGS	5
20	JOURNAL OF THE ACADEMY OF MARKETING SCIENCE	5

Showing 1 - 20 rows of 125 total (use export in the relevant section to download the full table)

Journal Citation Relationships

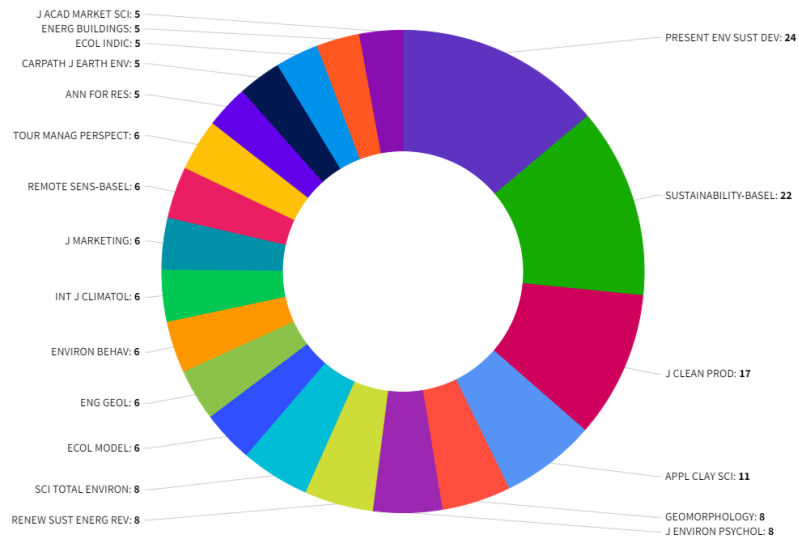
Cited Data

Top 20 journals citing PRESENT ENV SUST DEV by number of citations



Citing Data

Top 20 journals cited by PRESENT ENV SUST DEV by number of citations



Content metrics

Source data









This tile shows the breakdown of document types published by the journal. Citable Items are Articles and Reviews. For the purposes of calculating JIF, a JCR year considers the publications of that journal in the two prior years. [Learn more](#)

41 total citable items

	ARTICLES	REVIEWS	COMBINED (C)	OTHER DOCUMENT TYPES (O)	PERCENTAGE
NUMBER IN JCR YEAR 2022 (A)	40	1	41	0	100%
NUMBER OF REFERENCES (B)	1,359	28	1,387	0	100%
RATIO (B/A)	34.0	28.0	33.8	N/A	

Contributions by Organizations









Organizations that have contributed the most papers to the journal in the most recent three-year period. [Learn more](#)

RANK	ORGANIZATION	COUNT	
1	ALEXANDRU IOAN CUZA UNIVERSITY	26	
2	UNIVERSITY OF BUCHAREST	9	
3	INST ECOL & GEOG	8	
4	ION MINCU UNIVERSITY OF ARCHITECTURE & URBANISM	7	
5	NATIONAL RESEARCH & DEVELOPMENT INSTITUTE IN FORESTRY MARIN DRACEA	6	
6	MOLDOVA STATE UNIVERSITY	5	
7	AGR RES & DEV STN LOVRIN	4	
-	STEFAN CEL MARE UNIVERSITY OF SUCEAVA	4	

Showing 1 - 8 rows of 126 total (use export in the relevant section to download the full table)

Contributions by country/region

Countries or Regions that have contributed the most papers to the journal in the most recent three-year period. [Learn more](#)

RANK	COUNTRY/REGION	COUNT	
1	Romania	62	
2	Moldova	15	
3	Turkey	12	
4	Algeria	11	
5	India	6	
6	Ukraine	3	
7	France	2	
-	Japan	2	

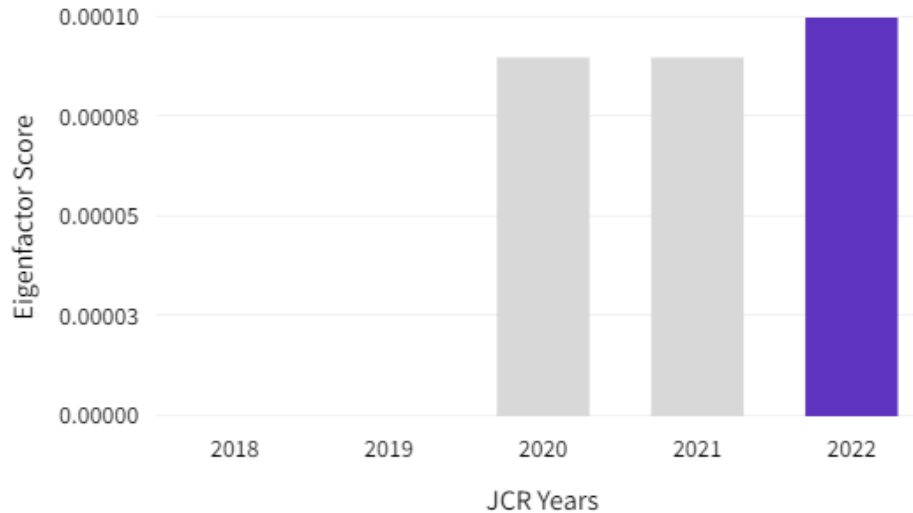
Showing 1 - 8 rows of 27 total (use export in the relevant section to download the full table)

Additional metrics

Eigenfactor score

0.00010

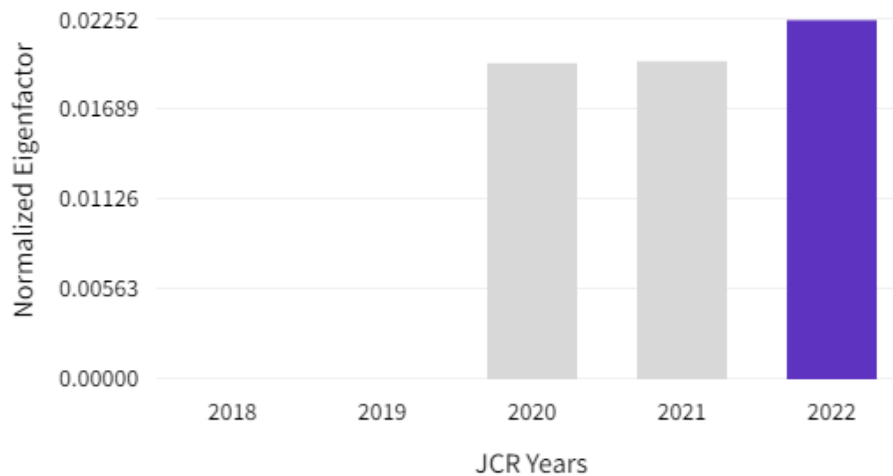
The Eigenfactor Score is a reflection of the density of the network of citations around the journal using 5 years of cited content as cited by the Current Year. It considers both the number of citations and the source of those citations, so that highly cited sources will influence the network more than less cited sources. The Eigenfactor calculation does not include journal self-citations. [Learn more](#)



Normalized Eigenfactor

0.02252

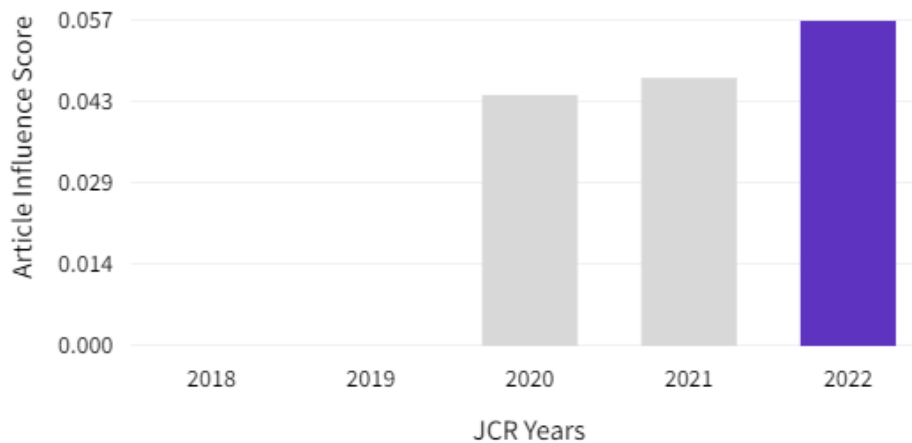
The Normalized Eigenfactor Score is the Eigenfactor score normalized, by rescaling the total number of journals in the JCR each year, so that the average journal has a score of 1. Journals can then be compared and influence measured by their score relative to 1. [Learn more](#)



Article influence score

0.057

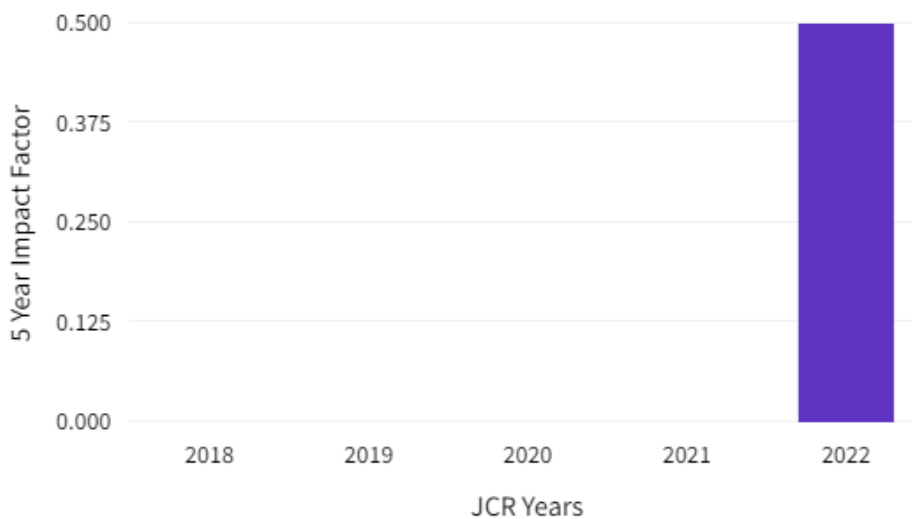
The Article Influence Score normalizes the Eigenfactor Score according to the cumulative size of the cited journal across the prior five years. The mean Article Influence Score for each article is 1.00. A score greater than 1.00 indicates that each article in the journal has above-average influence. [Learn more](#)



5 year Impact Factor

0.5

The 5-year Impact Factor is the average number of times articles from the journal published in the past five years have been cited in the JCR year. It is calculated by dividing the number of citations in the JCR year by the total number of articles published in the five previous years.



5 year Impact Factor calculation

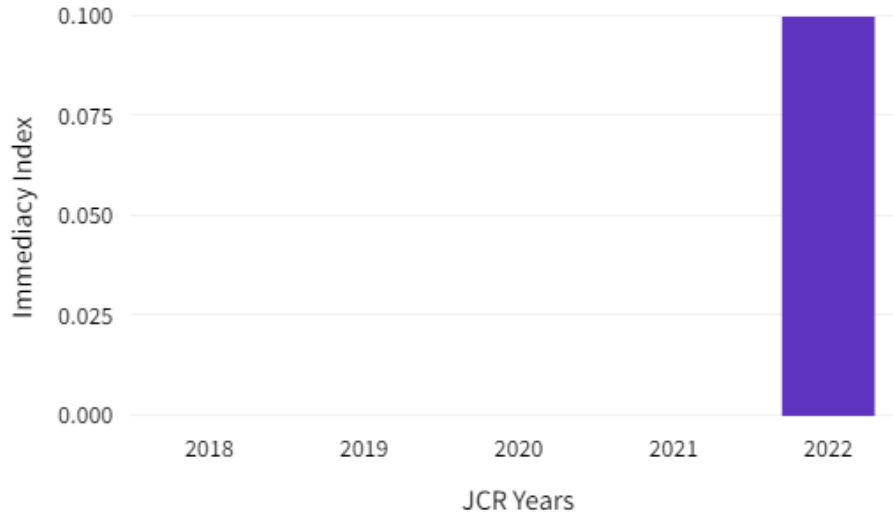
Citations in 2022 to items published in [2017-2021] (97)			
<hr/>	=	$\frac{97}{208}$	= 0.5
Number of citable items in [2017-2021] (208)			

Immediacy Index

0.1

The Immediacy Index is the count of citations in the current year to the journal that reference content in this same year. Journals that have a consistently high Immediacy Index attract citations rapidly.

[Learn more](#)



Immediacy Index calculation

Cites in 2022 to items published in 2022	4	
<hr/>		4 / 41 = 0.1
Number of items published in 2022	41	