

2020 Journal Performance Data for: Present Environment and Sustainable Development

 Open Access since 2014

ISSN
1843-5971

EISSN
2284-7820

JCR ABBREVIATION
PRESENT ENV SUST DEV

ISO ABBREVIATION
Present Environ. Sustain. Dev.

Journal Information

EDITION
Emerging Sources Citation
Index (ESCI)

CATEGORY
GEOGRAPHY - ESCI

LANGUAGES
English

REGION
ROMANIA

1ST ELECTRONIC JCR YEAR
2020

Publisher Information

PUBLISHER
ALEXANDRU IOAN CUZA UNIV
PRESS, FAC GEOGRAPHY &
GEOLOGY

ADDRESS
STR PINILUI NR 1A, IASI,
700109, ROMANIA

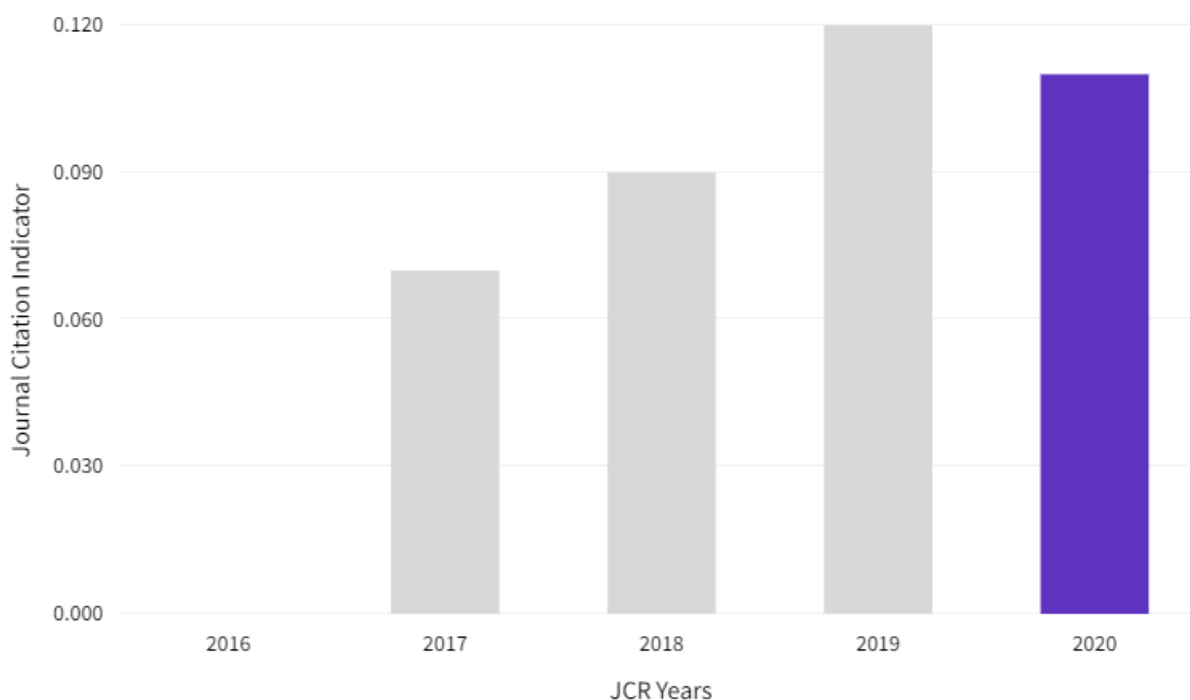
PUBLICATION FREQUENCY
2 issues/year

Journal's Performance

Journal Citation Indicator (JCI)

0.11

The Journal Citation Indicator (JCI) is the average Category Normalized Citation Impact (CNCI) of citable items (articles & reviews) published by a journal over a recent three year period. The average JCI in a category is 1. Journals with a JCI of 1.5 have 50% more citation impact than the average in that category. It may be used alongside other metrics to help you evaluate journals. [Learn more](#)



Total Citations

81

The total number of times that a journal has been cited by all journals included in the database in the JCR year. Citations to journals listed in JCR are compiled annually from the JCR years combined database, regardless of which JCR edition lists the journal.



Open Access (OA)

The data included in this tile summarizes the items published in the journal in the JCR data year and in the previous two years. This three-year set of published items is used to provide descriptive analysis of the content and community of the journal. [Learn more](#)

Items

TOTAL CITABLE

129

% OF CITABLE OA

99.22%

CITABLE

● GOLD OPEN ACCESS

128 / 99.22%

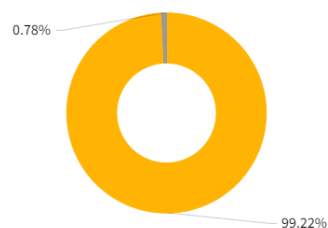
● SUBSCRIPTION OR BRONZE

1 / 0.78%

NON-CITABLE

● OTHER (NON-CITABLE ITEMS)

0 / 0.00%



Citations*

TOTAL CITABLE

27

% OF CITABLE OA

100.00%

CITABLE

● GOLD OPEN ACCESS

27 / 100.00%

● SUBSCRIPTION OR BRONZE

0 / 0.00%

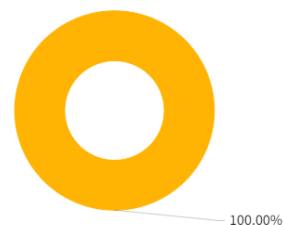
NON-CITABLE

● OTHER (NON-CITABLE ITEMS)

0 / 0.00%

● UNLINKED CITATIONS

0 / 0.00%



* Citations in 2020 to items published in (2018-2020)

Rank by Journal Citation Indicator (JCI)

Journals within a category are sorted in descending order by Journal Citation Indicator (JCI) resulting in the Category Ranking below. A separate rank is shown for each category in which the journal is listed in JCR. Data for the most recent year is presented at the top of the list, with other years shown in reverse chronological order. [Learn more](#)

CATEGORY

GEOGRAPHY

129/161

JCR YEAR	JCI RANK	QUARTILE	JCI PERCENTILE	
2022	124/167	Q3	26.05	
2021	134/167	Q4	20.06	
2020	129/161	Q4	20.19	
2019	129/161	Q4	20.19	
2018	129/159	Q4	19.18	
2017	126/153	Q4	17.97	

Citation network

Cited Half-life

N/A

The Cited Half-Life is the median age of the items in this journal that were cited in the JCR year. Half of a journal's cited items were published more recently than the cited half-life.

TOTAL NUMBER OF CITES

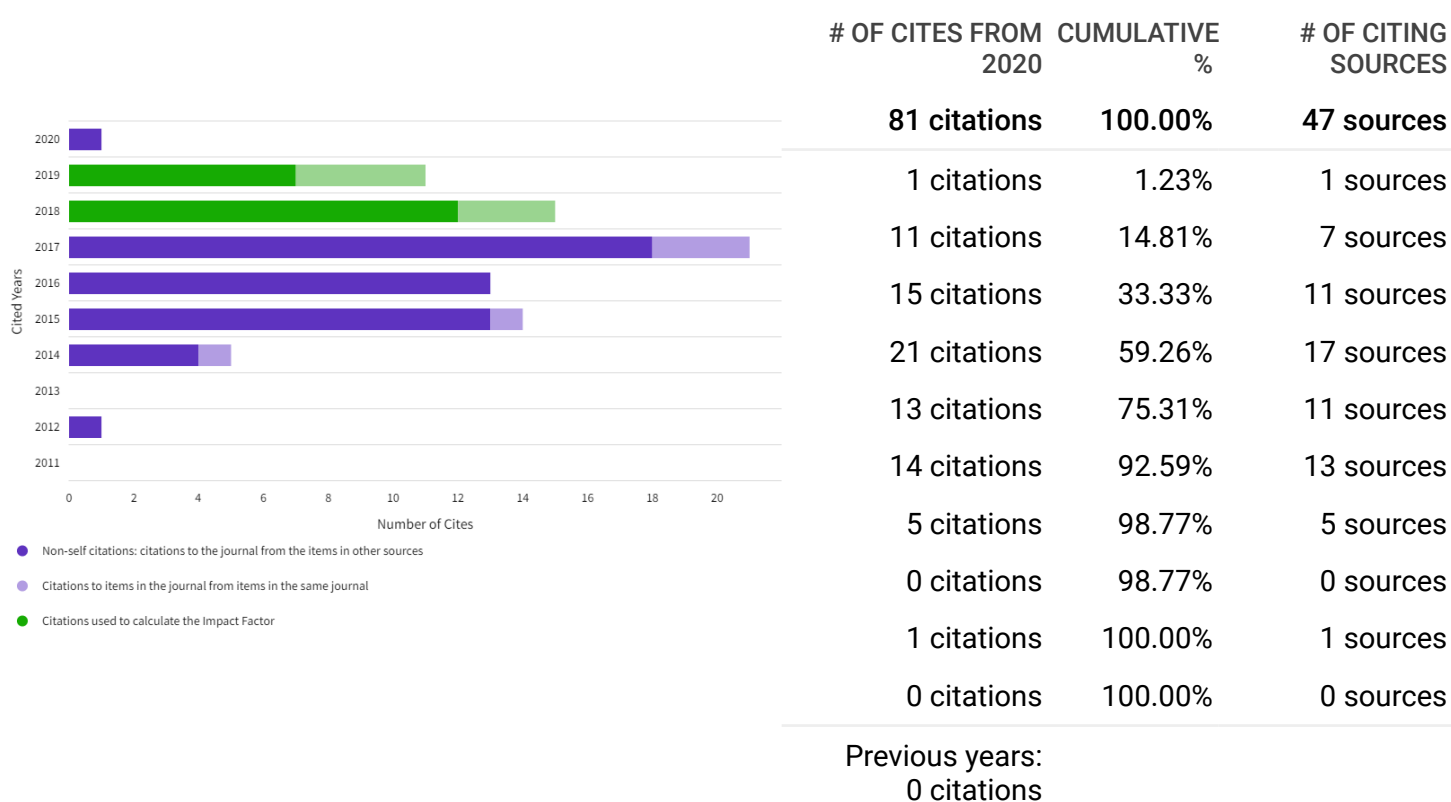
81

NON-SELF CITATIONS

69

SELF CITATIONS

12



Citing titles in all years

Present Environment and Sustainable Development

	SOURCE NAME	COUNT
	All Others	22
1	Present Environment and Sustainable Development	12
2	Remote Sensing	10
3	Sustainability	7
4	Applied Sciences-Basel	3
5	ENVIRONMENTAL RESEARCH	2
6	Journal of Flood Risk Management	2
7	Land	2
8	Scientific Papers-Series A-Agronomy	2
9	Water	2
10	ADVANCES IN SPACE RESEARCH	1
11	Aerosol and Air Quality Research	1
12	AgroLife Scientific Journal	1
13	Arabian Journal of Geosciences	1
14	Bulletin of Engineering Geology and the Environment	1
15	ChemCatChem	1
16	ECOTOXICOLOGY AND ENVIRONMENTAL SAFETY	1
17	Energy Reports	1
18	Environmental and Climate Technologies	1
19	ENVIRONMENT DEVELOPMENT AND SUSTAINABILITY	1
20	ENVIRONMENTAL MODELING & ASSESSMENT	1

Showing 1 - 20 rows of 23 total (use export in the relevant section to download the full table)

Citing Half-life

9.2 years

The Citing Half-Life is the median age of items in other publications cited by this journal in the JCR year.

TOTAL NUMBER OF CITES

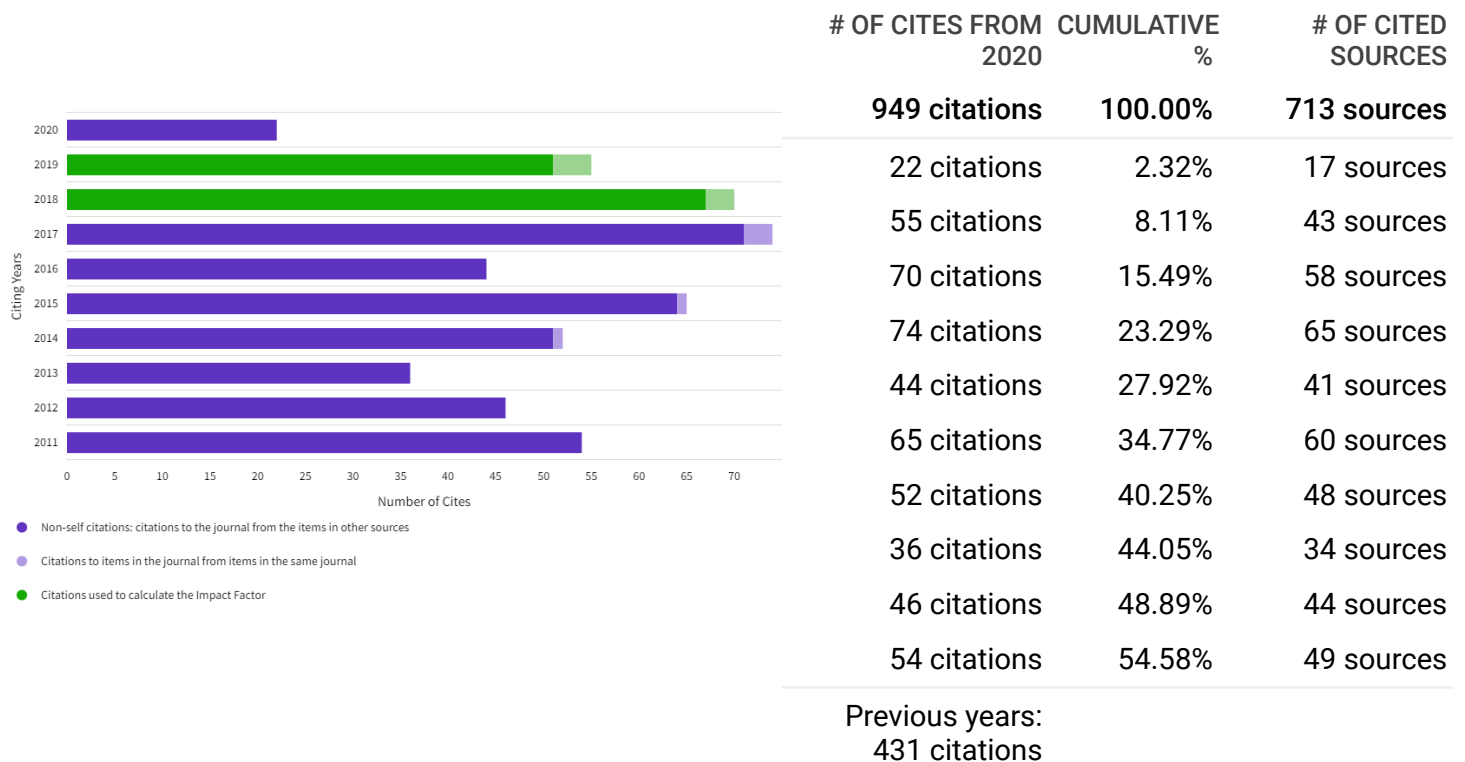
949

NON-SELF CITATIONS

937

SELF CITATIONS

12



Cited titles in all years

Present Environment and Sustainable Development

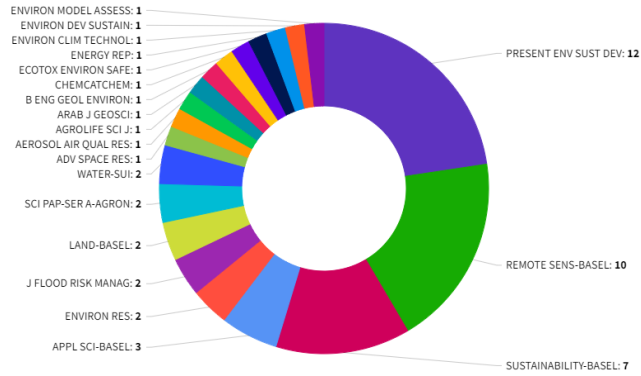
	SOURCE NAME	COUNT
	All Others	613
1	Carpathian Journal of Earth and Environmental Sciences	12
2	Present Environment and Sustainable Development	12
3	INTERNATIONAL JOURNAL OF CLIMATOLOGY	9
4	SCIENCE OF THE TOTAL ENVIRONMENT	9
5	THEORETICAL AND APPLIED CLIMATOLOGY	9
6	GEOPHYSICAL RESEARCH LETTERS	8
7	JOURNAL OF CLIMATE	8
8	SCIENCE	8
9	Environmental Engineering and Management Journal	7
10	International Journal of Conservation Science	6
11	INTERNATIONAL JOURNAL OF REMOTE SENSING	6
12	JOURNAL OF HYDROLOGY	6
13	ENVIRONMENT AND BEHAVIOR	5
14	Geographia Technica	5
15	REMOTE SENSING OF ENVIRONMENT	5
16	CATENA	4
17	ECOLOGICAL ECONOMICS	4
18	ECOLOGICAL INDICATORS	4
19	ENVIRONMENT INTERNATIONAL	4
20	LANDSCAPE AND URBAN PLANNING	4

Showing 1 - 20 rows of 75 total (use export in the relevant section to download the full table)

Journal Citation Relationships

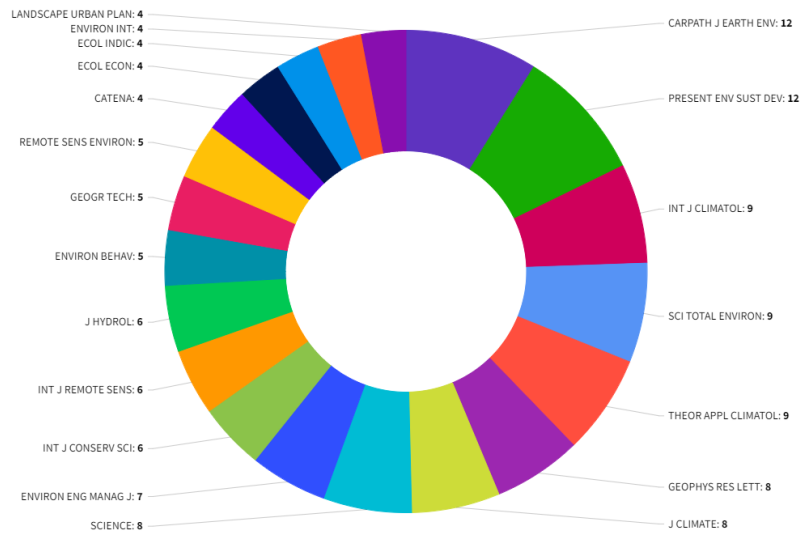
Cited Data

Top 20 journals citing PRESENT ENV SUST DEV by number of citations



Citing Data

Top 20 journals cited by PRESENT ENV SUST DEV by number of citations



Content metrics

Source data

This tile shows the breakdown of document types published by the journal. Citable Items are Articles and Reviews. For the purposes of calculating JIF, a JCR year considers the publications of that journal in the two prior years. [Learn more](#)

39 total citable items

	ARTICLES	REVIEWS	COMBINED (C)	OTHER DOCUMENT TYPES (O)	PERCENTAGE
NUMBER IN JCR YEAR 2020 (A)	39	0	39	0	100%
NUMBER OF REFERENCES (B)	949	0	949	0	100%
RATIO (B/A)	24.3	N/A	24.3	N/A	

Contributions by Organizations

Organizations that have contributed the most papers to the journal in the most recent three-year period. [Learn more](#)

RANK	ORGANIZATION	COUNT	
1	ALEXANDRU IOAN CUZA UNIVERSITY	36	
2	UNIVERSITY OF BUCHAREST	12	
3	GH ASACHI TECHNICAL UNIVERSITY	11	
4	INST ECOL & GEOG	8	
5	STEFAN CEL MARE UNIVERSITY OF SUCEAVA	7	
6	ION MINCU UNIVERSITY OF ARCHITECTURE & URBANISM	6	
7	ACADEMY OF SCIENCES OF MOLDOVA	5	
8	NATL INST HYDROL & WATER MANAGEMENT	4	

Showing 1 - 8 rows of 109 total (use export in the relevant section to download the full table)

Contributions by country/region

Countries or Regions that have contributed the most papers to the journal in the most recent three-year period. [Learn more](#)

RANK	COUNTRY/REGION	COUNT	
1	Romania	89	
2	Moldova	18	
3	Turkey	5	
4	Hungary	4	
5	Algeria	3	
-	France	3	
-	India	3	
8	Ghana	2	

Showing 1 - 8 rows of 28 total (use export in the relevant section to download the full table)

Additional metrics

Eigenfactor score

0.00009

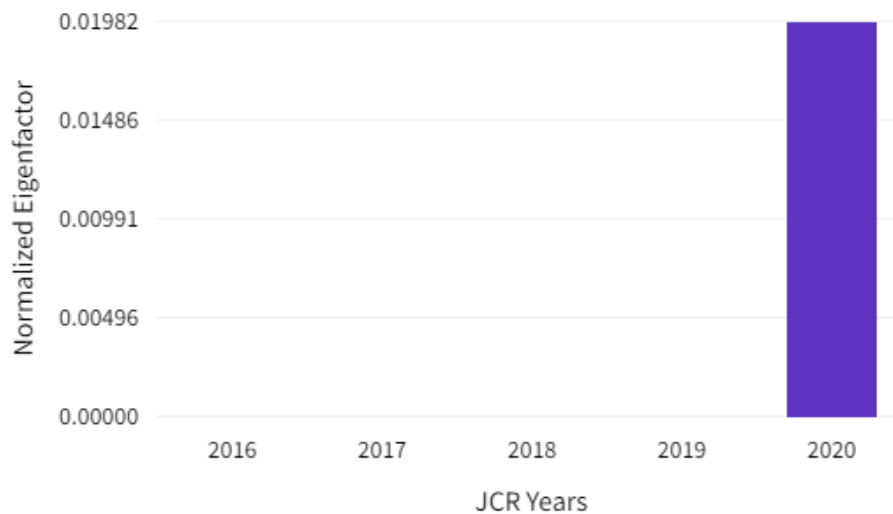
The Eigenfactor Score is a reflection of the density of the network of citations around the journal using 5 years of cited content as cited by the Current Year. It considers both the number of citations and the source of those citations, so that highly cited sources will influence the network more than less cited sources. The Eigenfactor calculation does not include journal self-citations. [Learn more](#)



Normalized Eigenfactor

0.01982

The Normalized Eigenfactor Score is the Eigenfactor score normalized, by rescaling the total number of journals in the JCR each year, so that the average journal has a score of 1. Journals can then be compared and influence measured by their score relative to 1. [Learn more](#)



Article influence score

0.044

The Article Influence Score normalizes the Eigenfactor Score according to the cumulative size of the cited journal across the prior five years. The mean Article Influence Score for each article is 1.00. A score greater than 1.00 indicates that each article in the journal has above-average influence. [Learn more](#)

